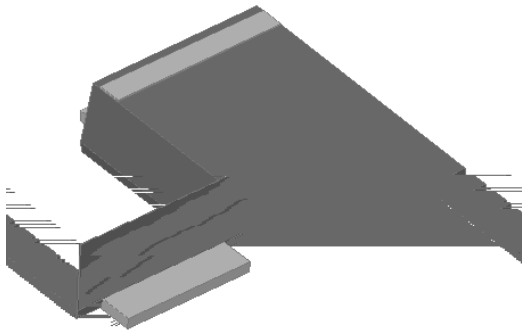




Surface Mount Fast Recovery Rectifier

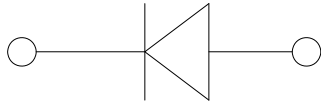


Features

- " Low profile package
- " Ideal for automated placement
- " Glass passivated chip junction
- " High forward surge capability
- " Fast reverse recovery time
- " Meets MSL level 1, per J-STD-020, LF maximum peak of 260 °C

Typical Applications

Tor



PARAMETER	SYMBOL	UNIT	TEST CONDITIONS	F1AF	F1BF	F1DF	F1GF	F1JF	F1KF	F1MF
-----------	--------	------	-----------------	------	------	------	------	------	------	------

Maximum DC reverse current at rated DC blocking voltage	IR	A	T _j =25 -	5.0						
			T _j =125 -	100						
Typical junction capacitance stg	Cj	pF	Measured at 1MHz and Applied Reverse Voltage of 4.0 V.D.C	11			7			



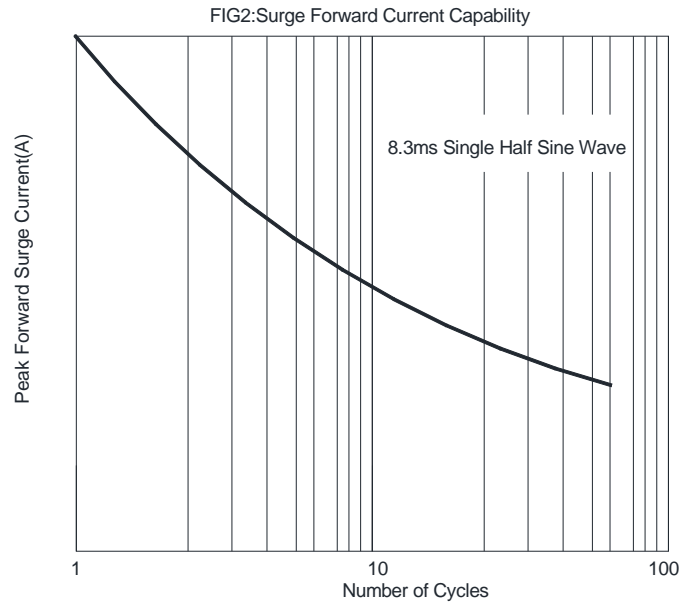
F1AF THRU F1MF

Thermal Characteristics $T_a=25$ - Unless otherwise specified

PARAMETER	SYMBOL	UNIT	F1AF	F1BF	F1DF	F1GF	F1JF	F1KF	F1MF
Typical Thermal resistance	R J-A ⁽¹⁾	- /W	70						
	R J-L ⁽¹⁾		20						
	R J-C ⁽¹⁾		18						

Note:
(1) Thermal resistance from junction to ambient and from junction to lead mounted on P.C.B. with 0.2" x 0.2" (5.0 mm x 5.0 mm) copper pad areas

Characteristics (Typical)





F1AF THRU F1MF

vOrdering Information (Example)

PREFERRED P/N	PACKING CODE	UNIT WEIGHT(g)	MINIMUM PACKAGE(pcs)	INNER BOX QUANTITY(pcs)	OUTER CARTON QUANTITY(pcs)	DELIVERY MODE
F1AF-F1MF	F1	Approximate 0.034	3000	24000	96000	7" reel
F1AF-F1MF	F2	Approximate 0.034	10000	/	160000	13" reel
F1AF-F1MF	F3	Approximate 0.034	10000	/	120000	13" reel
F1AF-F1MF	F4	Approximate 0.034	7500	/	120000	13" reel

vOutline Dimensions

SMAF



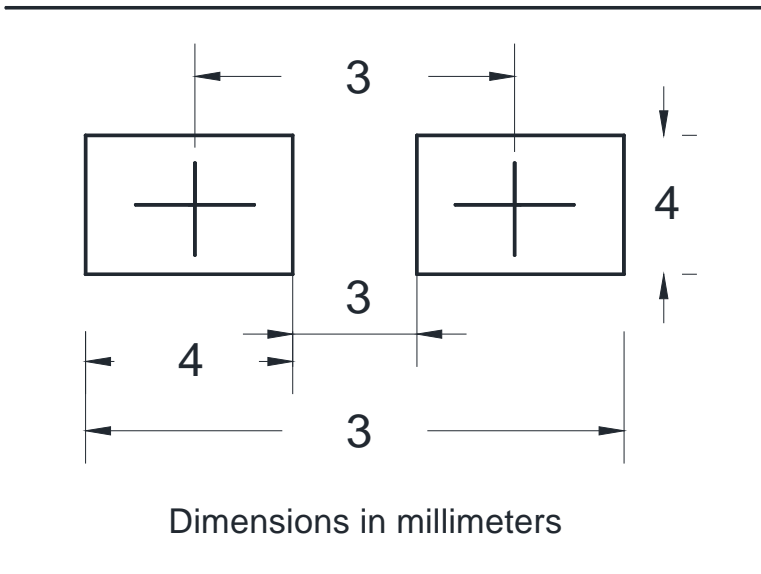
SMAF		
Dim	Min	Max
A	2.40	2.80
B	1.35	1.45
C	3.40	3.60
D	4.40	4.80
E	1.05	1.25
F	0.50	1.00
G	0.15	0.22

Dimensions in millimeters



F1AF THRU F1MF

Suggested pad layout



SMAF	
Dim	Millimeters
P1	6.50
P2	4.00
P3	1.50
Q1	2.50
Q2	1.70



F1AF THRU F1MF

Disclaimer

The information presented in this document is for reference only. Yangzhou Yangjie Electronic Technology Co., Ltd. reserves the right to make changes without notice for the specification of the products displayed herein to improve reliability, function or design or otherwise.

or3othe3an.5(t)-1 splaj0 TD [(c)-5.41 squipme6(, func4(w)15.5(n)-59.50he)]TJ 28-j-j-jeu8devtou.0511 nctioor3othe3a7notice fo79.